

**BAHRAIN TEACHERS COLLEGE  
SENIOR EXIT SURVEY  
SCHOOL LEADRSHIP PROGRAM  
(SLP)**

Academic Year 2022-2023

## Table of Contents

Introduction: .....	2
1) General Demographical Data .....	3
2) Satisfaction with the University of Bahrain Facilities and Support Services .....	5
3) Satisfaction with Overall Experience at UOB: Admissions and Registration Processing and Pre-program Advising .....	6
4) Satisfaction with Teaching and Learning Quality.....	7
6) Future Plans.....	10

## Introduction:

This report analyzes the raw data regarding the Senior Exit Survey for the School Leadership Program (SLP) for the Academic year 2022-2023. The survey consisted of 34 multiple choice items as stated in Table 1 below.

**Table 1: General Structure of Senior Exit Survey**

Section	Demographic section	Satisfaction Items	Total items
Number of questions	9	25	34

## The items covered 6 main categories:

- 1) General Demographical Data
- 2) Satisfaction with the University of Bahrain Facilities and Support Services
- 3) Satisfaction with Overall Experience at UOB: Admissions & Registration Processing and Pre-program Advising
- 4) Satisfaction with Teaching and Learning Quality
- 5) Satisfaction with the Overall UOB Experience
- 6) Future plans

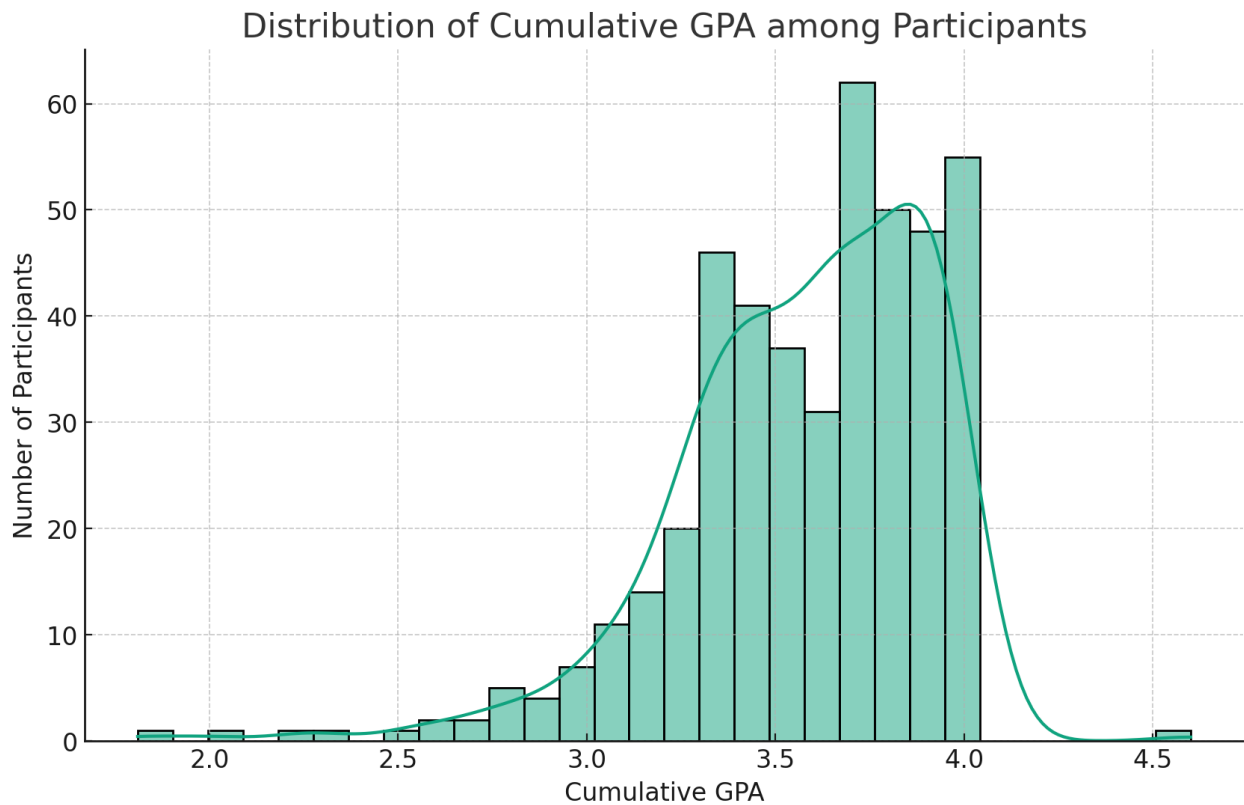
## 1) General Demographical Data

The data was collected from 47 students (male and female) enrolled in the School Leadership program (SLP) for the academic year 2022-2023 as indicated in Table 2.

All participants indicated they are full-time employees outside UOB, in the Ministry of Education, and indicated that their degree is relevant to their job.

**Table 2: Participants**

Gender	Number
Female	42
Male	5
Grand Total	47



The distribution appears to be normally distributed, indicating a diverse range of academic performances among the respondents. A significant concentration of GPAs is observed around the 3.0 to 3.5 range, suggesting that most participants have above-average academic performance.

The respondents cited several reasons that motivated them to join the program as indicated in Table 3 below:

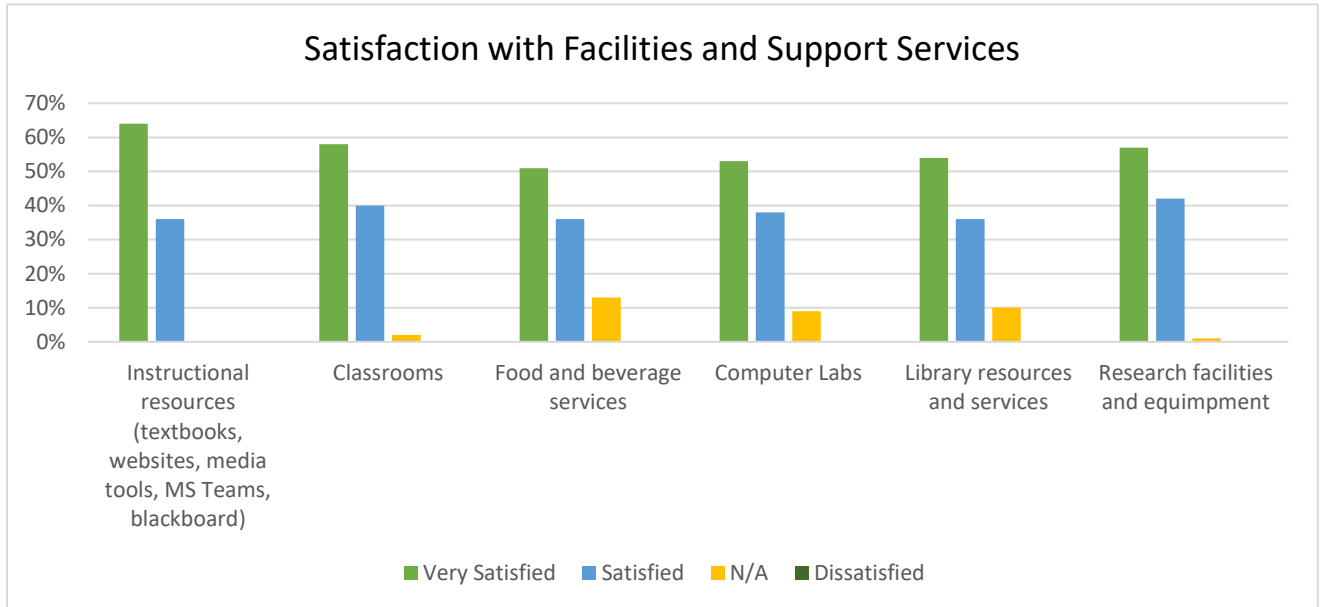
**Table 3: Participants' GPA Averages**

Percentages of the Responses for “What was your primary reason for enrolling in your graduate program?”	percentages
Get a raise or promotion للحصول على علاوة أو ترقية	4.25%
Professional development for my current job بغرض التطوير المهني لعملي الحالي	61.70%
Qualify for new job responsibilities لأصبح مؤهلاً لشغل مسؤوليات وظيفية جديدة	26.19%
Respond to changing job responsibilities استجابة لتغييرات في مسؤولياتي الوظيفية	7.86%
Stay current in a discipline or field of interest. لأكون على اطلاع دائم في مجال هذا تخصص أو ما يتعلق حوله	—
To prepare for a career change تحضيراً للتغيير الوظيفي	—
<b>Grand Total</b>	<b>100.00%</b>

The table above shows that most participants joined the program because it provided a professional development opportunity for their current job (61.70%) and offered them opportunities to stay up to date with current practices in the field (7.86%). Some indicated that it is important for their new job responsibility, and it is a response to the change in job responsibilities. Very few found that it is to get a raise or promotion. About (95%) agreed that the SLP program prepared them extremely well to work toward the goal indicated above.

## 2) Satisfaction with the University of Bahrain Facilities and Support Services

Chart 1 below outlines the UOB facilities and support services and measures the students' satisfaction towards them.



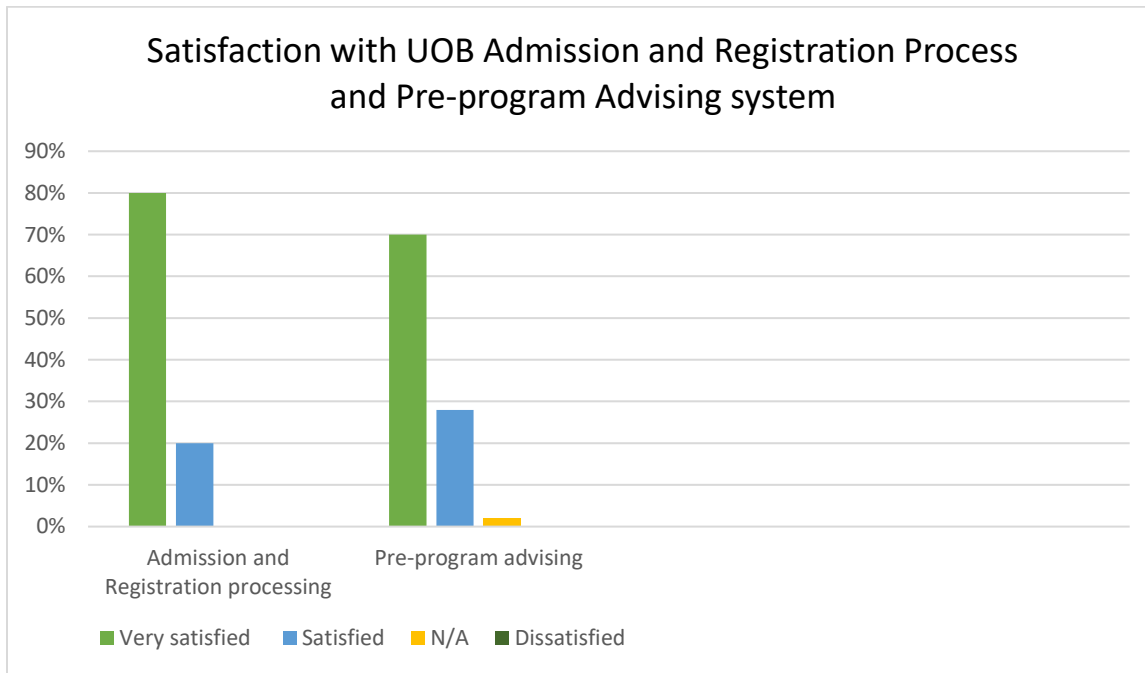
**Chart 1:** Satisfaction with the University of Bahrain Facilities and Support Services

The chart shows that the SLP students were mostly satisfied with the Services provided where satisfaction levels were mostly between excellent and good (90-80%). There were respondents who found the instructional resources, classrooms, and Library Resources had the highest level of satisfaction.

### 3) Satisfaction with Overall Experience at UOB: Admissions and Registration Processing and Pre-program Advising

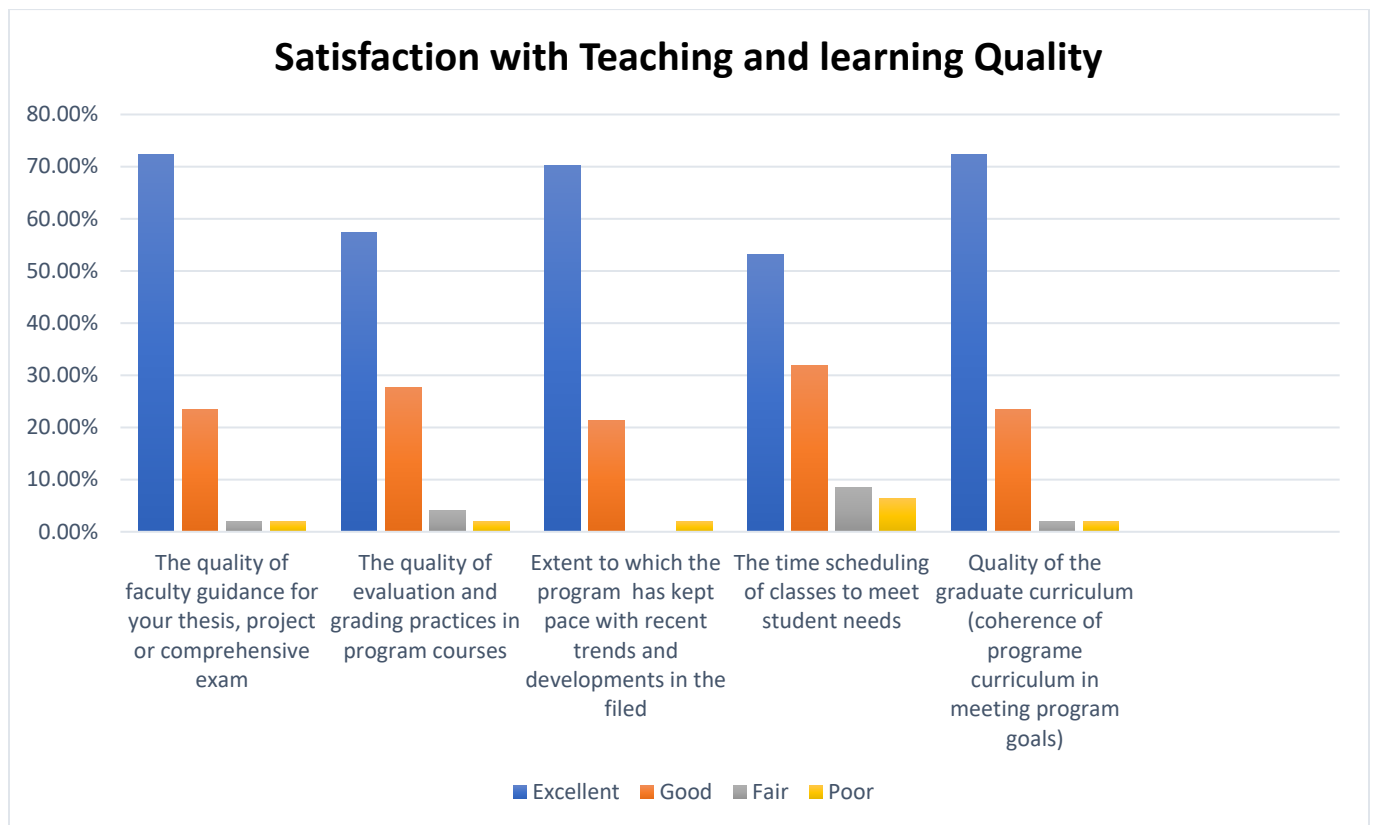
Chart 2 below outlines the students' satisfaction with the UOB admission and registration process and pre-program advising system.

**Chart 2: Satisfaction with the University of Bahrain Registration Process**



The chart above shows that the SLP students were highly satisfied with registration and pre-program advising service.

#### 4) Satisfaction with Teaching and Learning Quality

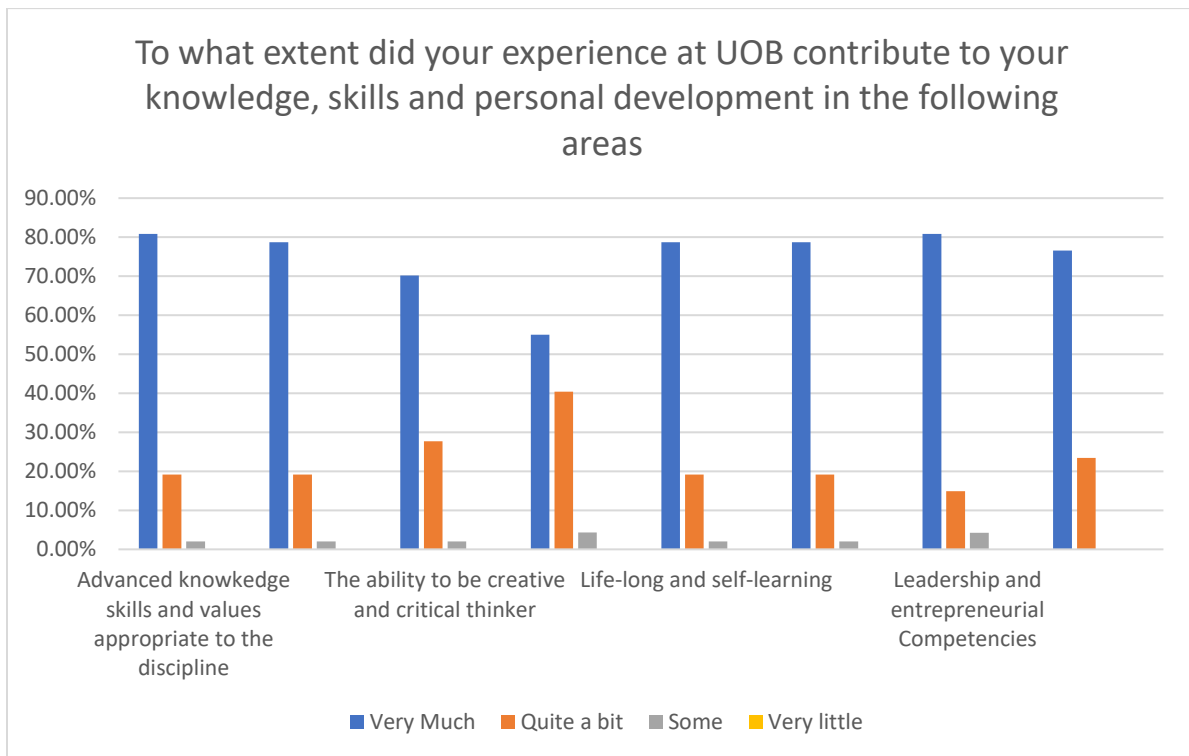


**Chart 3:** outlines the students' satisfaction with the program teaching and learning quality.

This chart shows that most SLP students found the overall teaching and learning experience excellent.

## 5) Satisfaction with the Overall UOB Experience

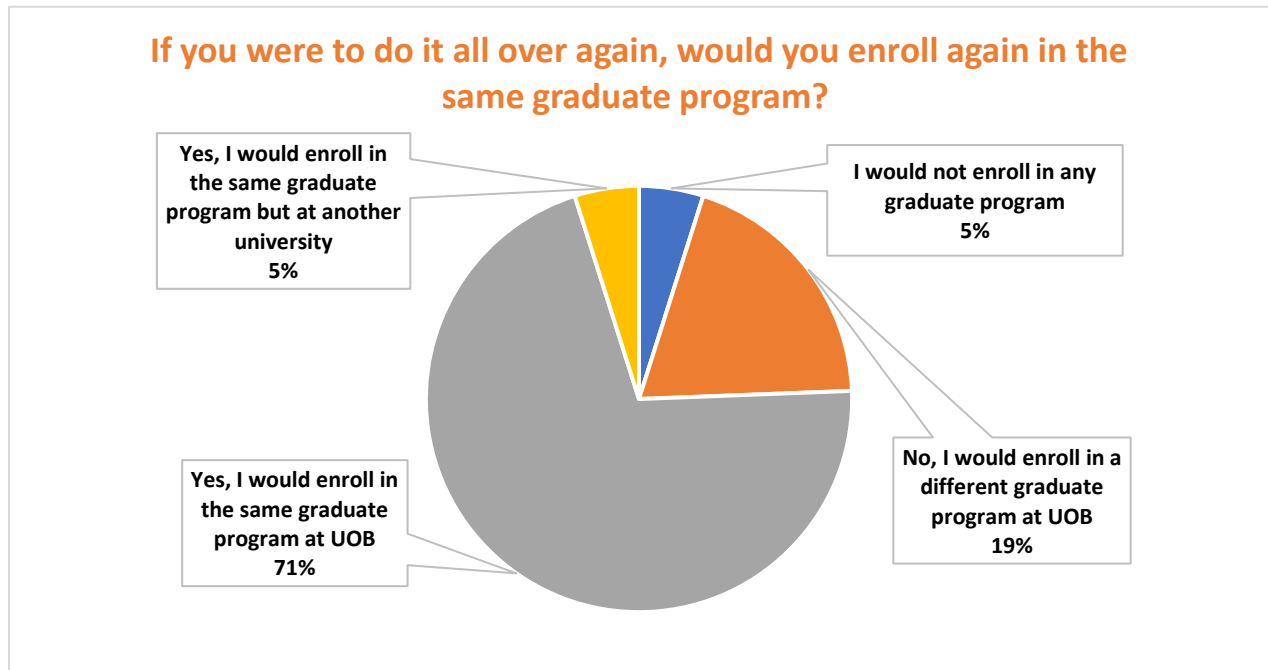
**Chart 5** demonstrates the graduates' satisfaction with the overall UOB experience and how far this contributed to their knowledge, skills, and personal development in various areas.



The above chart shows that most students (70%- 80%) found the experience at UOB contributed to their knowledge, skills and personal development in all the areas specified.

## Satisfaction with SLP Program

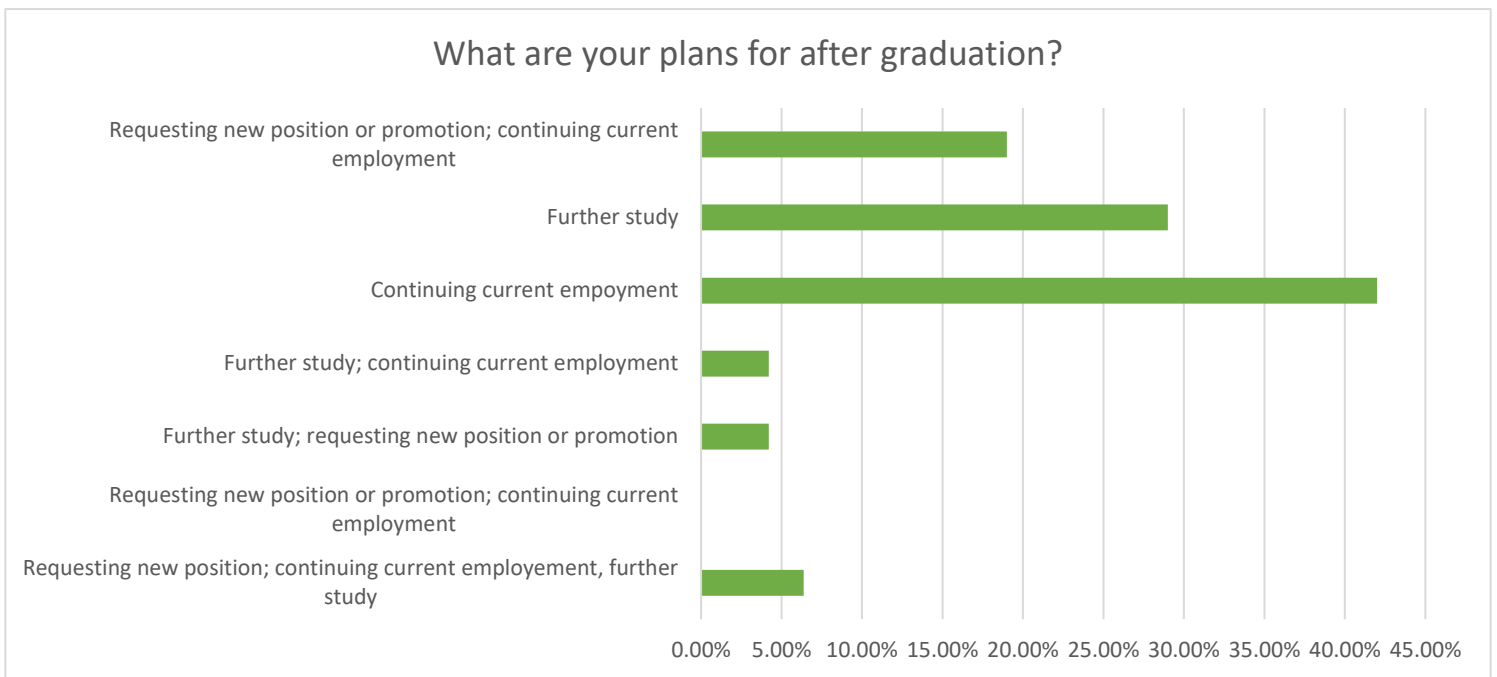
Chart 6 below shows the graduates' overall satisfaction with the SLP Program.



Most respondents indicated that, given the chance, they will enroll in the same program again (71%). Some indicated their wish to join another graduate program at UoB (19%).

## 6) Future Plans

Chart 8 shows the graduates' future plans.

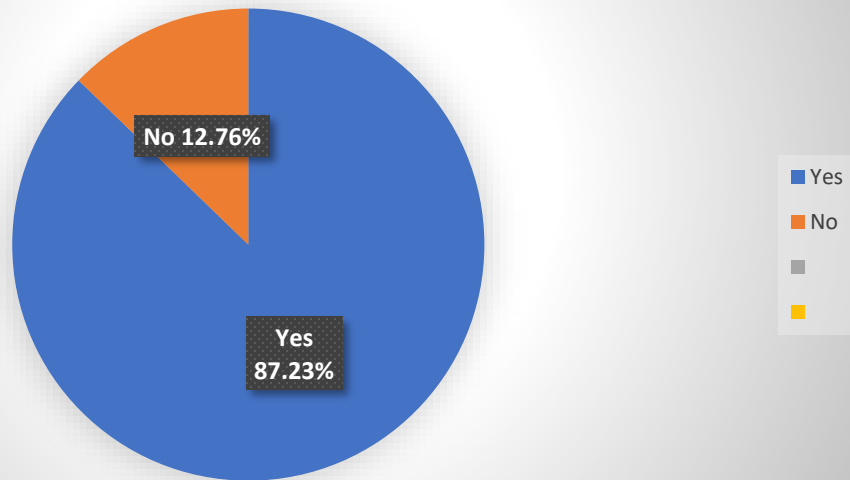


Most respondents indicated that, after graduating, they intend to continue their current employment (almost 42%), while others indicated they plan for further study (almost 26%) or requesting new position (22%). Very few students (less than 10%) chose a combination of the above options.

### Future Plans for Getting UOB Degree

Chart 9 shows the graduates' plans in terms of attending UOB for their next degree.

## Do you plan to attend UOB for your next degree?



Most respondents indicated that, they plan to join UOB for their next degree (92.68%) while very few (7.32%) indicated that they would not.