

SENIOR EXIT SURVEY (Post Graduate Diploma In Education/PGDE)

ACADEMIC YEAR 2022-2023



TABLE OF CONTENTS

	Page
I.Introduction	2
II.Respondents Profile	2
III.Satisfaction with the University of Bahrain Facilities and Support Services	4
IV.Satisfaction with Overall experience with UOB.....	5
V.Satisfaction with the Learning Outcomes.....	6
VI.Others	7

I.Introduction

This report summarized and analyzed the responses on the Senior Exit Survey given to Post Graduate Diploma in Education (PGDE) students who completed the program during the Academic Year 2022-2023.

II.Respondents Profile

The survey was administered to PGDE students and there was a total of 106 students 97 of whom are females and 19 of whom are males. This information is summarized on the table below.

Table 1: Respondents

Gender	Number
Female	97
Male	19
Grand Total	106

As shown by the table above, the respondents and the takers of the PGDE program is dominated by females constituting 92% of the total population.

The respondents were asked about the primary reason why they enrolled in the PGDE program and their responses are summarized on Table 2 below.

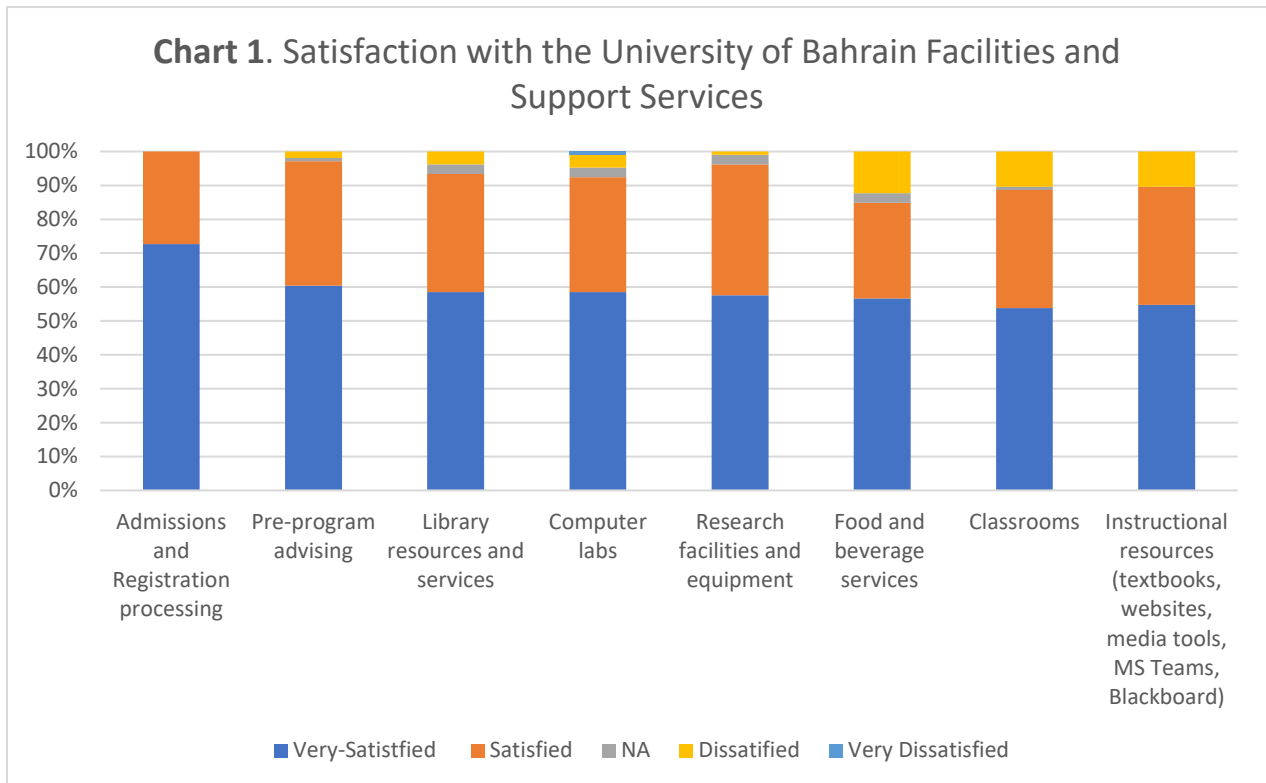
Table 2: Reason for Enrolling in the Graduate Program

Reason For Enrolling In Your Graduate Program	Percentages
Get a raise or promotion	16.98%
Professional development for my current job	73.58%
Qualify for new job responsibilities	6.60%
Stay current in a discipline or field of interest.	2.83%
Grand Total	100.00%

The table above shows that most participants joined the program primarily because they want to be provided with a professional development opportunity for their current job (73.58%) and they want to get a raise or promotion (16.98%). A small portion (6.60%) were enrolled in the program in order to qualify for new job responsibilities and to stay current in a discipline or field of interest(2.83%).

III.Satisfaction with the University of Bahrain Facilities and Support Services

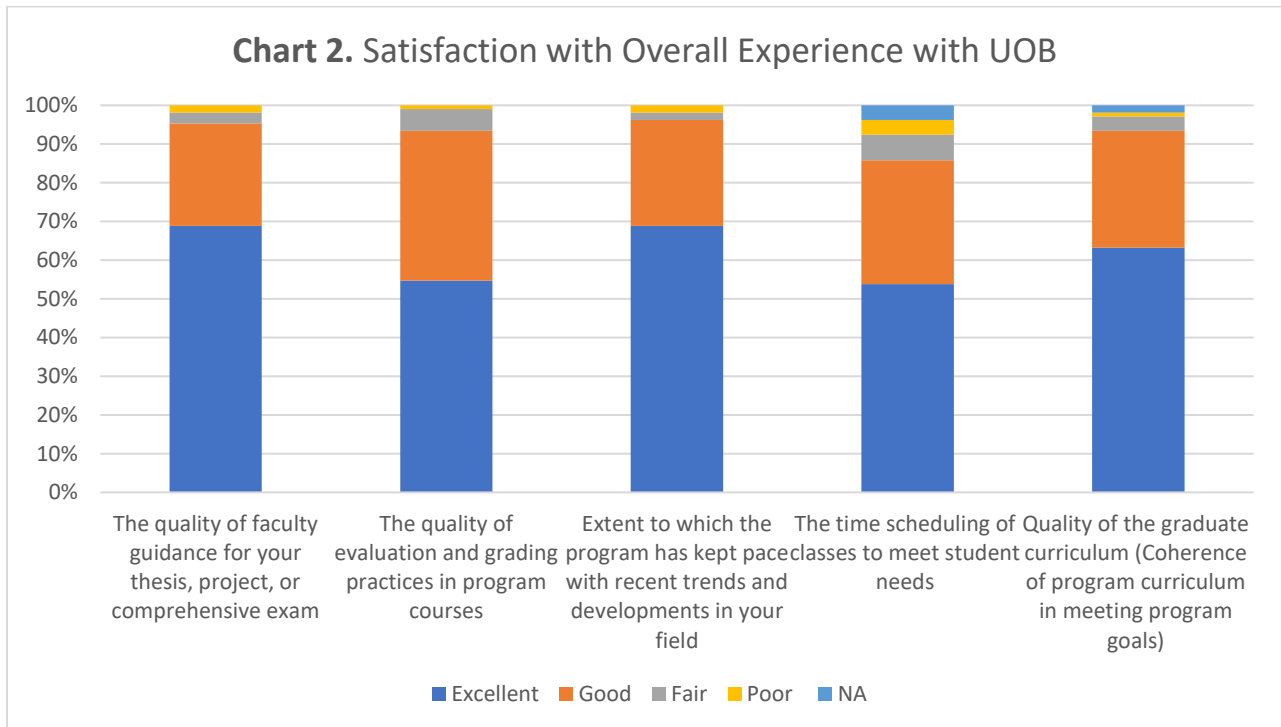
The respondents were asked about their level of satisfaction in the different student and academic support services provided by the university and their responses were summarized on the chart below.



As shown on the chart above the students were generally satisfied with the different facilities and support services being provided to them with not so significant level of dissatisfaction in certain areas such as food and beverage service, classrooms, instructional resources, library, and computer labs.

IV.Satisfaction with Overall experience with UOB

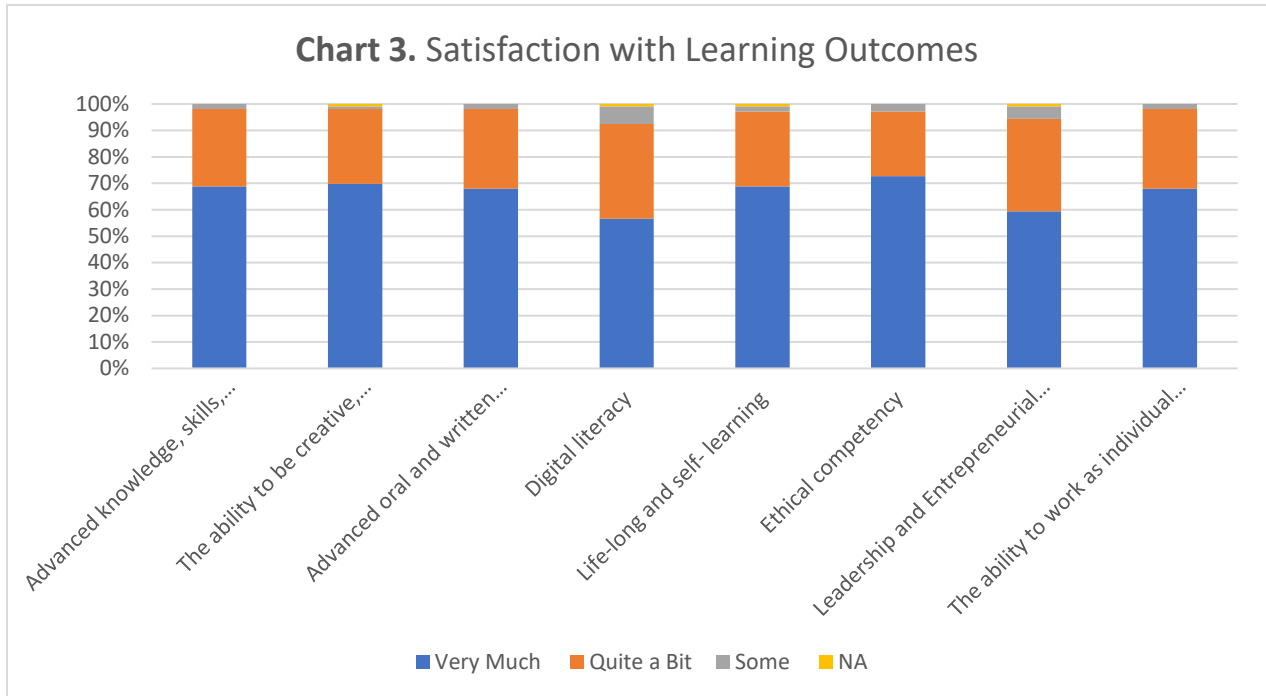
The participants of the survey were asked to rate their overall experience with UOB and their responses were tabulated on Chart 2 below.



As depicted on the chart above, PGDE students' overall experience can be described as excellent to good with not so significant issues on time scheduling, quality of faculty guidance, and the extent to which the program kept pace with recent trends.

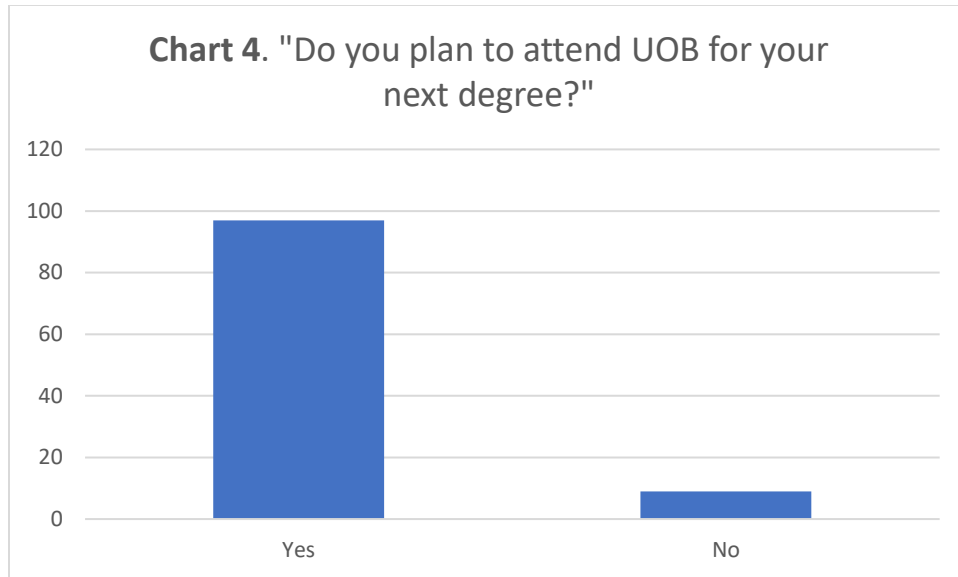
V.Satisfaction with the Learning Outcomes

PDGE graduates were asked about the extent to which the UOB experience contribute to their knowledge, skills, and personal development in different areas and the result is presented on chart 3 below.

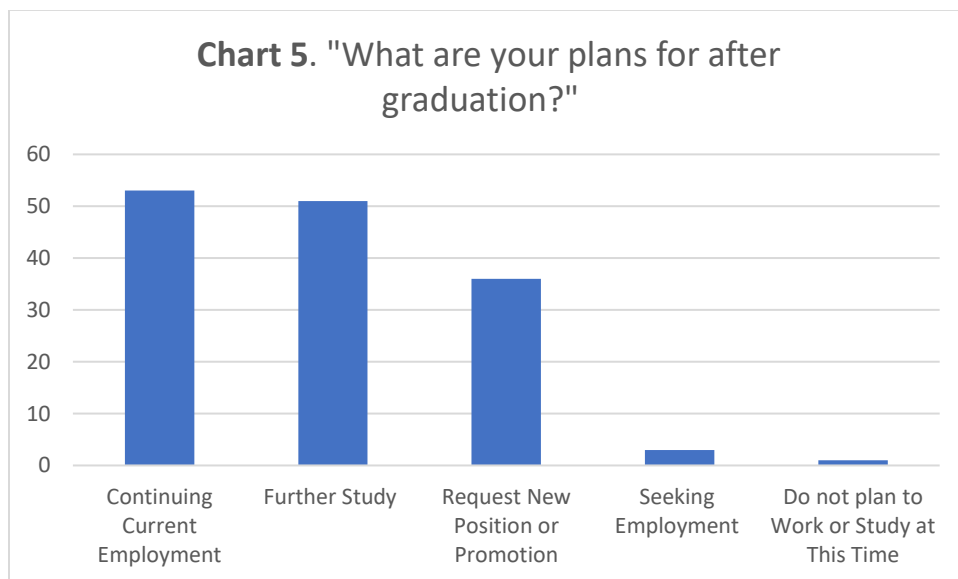


Based on the data gathered, PGDE graduates significantly benefited from their UOB experiences in different areas. Areas that requires improvement would be on digital literacy and enterpreneural skills.

VI.Others



In terms of whether the graduates plan to attend UOB for their next degree, the majority or 92% said "Yes" indicating the great desire or willingness of the PGDE graduates to pursue another degree at UOB.



When the respondents were asked about their future plans after graduation, the most common plan were continuing to their current employment, pursuing further study, and requesting for new position or promotion respectively with not so significant response on seeking employment and about not having a plan to study or work.